

Induced Churn as Shelter from Routing-Table Poisoning

Tyson Condie, Varun Kacholia, Sriram Sankararaman, Joseph M. Hellerstein, Petros Maniatis
UC Berkeley and Intel Research Berkeley

Abstract

Structured overlays are an important and powerful class of overlay networks that has emerged in recent years. They are typically targeted at peer-to-peer deployments involving millions of user-managed machines on the Internet. In this paper we address routing-table poisoning attacks against structured overlays, in which adversaries attempt to intercept traffic and control the system by convincing other nodes to use compromised nodes as their overlay network neighbors. In keeping with the fully-decentralized goals of structured overlay design, we propose a defense mechanism that makes minimal use of centralized infrastructure. Our approach, induced churn, utilizes periodic routing-table resets, unpredictable identifier changes, and a rate limit on routing-table updates. Induced churn leaves adversaries at the mercy of chance: they have little opportunity to strategize their positions in the overlay, and cannot entrench themselves in any position that they do acquire. We implement induced churn in Maelstrom, an extension to the broadly used Bamboo distributed hash table. Our Maelstrom experiments over a simulated network demonstrate robust routing with very modest costs in bandwidth and latency, at levels of adversarial activity where unprotected overlays are rendered almost completely useless.

1. Introduction

In recent years, the systems and networking communities have devoted significant attention to techniques for coordinating large numbers – millions – of computers in a decentralized fashion. Originally motivated by peer-to-peer filesharing applications, this research demonstrated massively distributed systems whose funding, provisioning, and management are decentralized across numerous parties with little shared trust. More recently, this design philosophy has been applied to a host of applications including content distribution networks [13], geographic location services [17], file systems [10], monitoring systems [4], document archives [31], and distributed query processing [19].

Central to any of these systems is the notion of an *over-*

lay network: a coordination mechanism for nodes running a distributed application to track each other, and to route messages among themselves. Such large, open systems face constant *churn*, the arrival and departure of nodes, as some fail, hardware is replaced, connectivity changes, or software is upgraded. Much design and engineering are devoted to maintaining performance while tolerating churn.

A particular class of overlays, *structured overlays* such as Chord [30] and Pastry [25], presents a hash table abstraction on top of a population of networked computers. Each participating node in the overlay has an ID from a large identifier space, and is responsible for handling messages addressed to an extent of the identifier space around its own ID. In order to route messages in the overlay, every node maintains a routing table of “links.” The set of nodes and links in the system forms a structured network graph, over which ID lookups can be routed to the responsible node efficiently, even as the network churns. When used to store data, structured overlays are often called *distributed hash tables* (DHTs), though many structured overlay applications do not require storage.

An adversary who can subvert overlay routing can modify the overlay’s behavior and hurt applications: for example, she can convince a correct (i.e., “good”) node to redirect an outgoing link to her, thereby *poisoning* its routing table. All lookups routed via that link will end up in the adversary’s control; she can forward them or respond to them as she wishes. This has been called *routing-table poisoning* or an *eclipse attack* in the literature. Once an adversary poisons a good node’s routing table, she can *amplify* that poisoning by intercepting the good node’s maintenance traffic, and convincing the node to update its routing table to include additional compromised neighbors (Section 2.2).

Previous Proposals: Previous defenses against eclipse attacks have typically involved the use of a trusted third party that regulates indirectly how nodes partition the ID space, for example, by authoritatively assigning IDs to nodes [7]. The intuition is that if the adversary’s node IDs are chosen uniformly at random by an uncompromised authority, then even the adversary receives responsibility of an ID space share that is proportional to the number of her nodes. She can therefore affect the system only in propor-

tion to her presence. Centralized, globally trusted certification authorities can be burdensome and difficult to administer [11], especially when multiple, mutually distrusting administrative domains are involved. However, they can offer relief from rampant adversarial activity such as the use of forged, throwaway identities (also known as Sybil identities [12]).

Note that defenses against Sybil attacks do not mitigate the threat of amplification once a compromised node is chosen as a neighbor. This risk has become more important in recent, highly optimized structured overlays, which make aggressive use of routing-table updates not only to address churn in the network, but also for performance optimizations such as latency minimization over lookup paths through the graph [14, 23].

Our Contribution: In this paper¹ we ask two questions. First, can there be an effective defense against route poisoning attacks with a simpler, less trusted, centralized component that is easy to audit and replicate? Second, can there be a practical, implementable defense against *eclipse attacks* that addresses the performance optimizations used in recent structured overlays? We present techniques that answer both questions in the affirmative.

Specifically, we propose the use of *induced churn* as a defense against eclipse attacks, unconventionally casting churn as a tool rather than a scourge. Induced churn consists of three techniques: *periodic reset of routing tables* to less efficient but more attack-resistant ones, forced *unpredictable identifier changes*, and *rate limitation on routing-table updates*. We argue that by never allowing the overlay to quiesce, we rob the adversary of the opportunity to plan ahead on node positioning prior to an attack, and of her ability to entrench herself, amplifying her position over time. We show that for a typical, well-tuned structured overlay we reduce routing-table poisoning by an order of magnitude and increase the probability of successful lookups by as much as a factor of 5, while incurring a maintenance overhead of under 1 KBps at each node, low enough even for home users over dial-up connections. Induced churn is applicable to any overlay application that requires node *organization* without persistent storage (e.g., for query processing, multicast, or network monitoring); however for storage applications where churn imposes data migration, induced churn might be less appropriate (see Section 5).

In Section 2 we present relevant background on structured overlays, routing threats against them, and some previously proposed solutions that form the basis for our defenses. Section 3 presents the design of our induced churn defense against eclipse attacks. We evaluate our design in

Section 4, with experimental results on *Maelstrom*, a prototype implementation of induced churn as an extension of the Bamboo structured overlay [23]. Our evaluation measures the improved security of the system as well as the performance hit caused by routing-table reset, unpredictable identifier changes, and rate-limited routing-table updates. Further we explore extensions, possible limitations, and big-picture implications of this work in Section 5. Finally, we conclude with related work and our future research agenda.

2. Background

As background, we present a brief primer on structured overlay networks. We then discuss the class of attacks that concern us, and previously-proposed defenses, before introducing induced churn in Section 3.

2.1. Structured Overlay Networks

An overlay network is a virtual network implemented on top of an established underlying network of routers; in our discussion we will focus on Internet overlays. Applications running at participant machines communicate along the edges of the overlay network using unicast transport services provided by the underlying network – in our case, by IP. Therefore, a message over an edge of the overlay may traverse many edges (IP router links) in the underlying network. The algorithms for choosing overlay edges differ among overlay designs.

A structured overlay builds its topology according to a particular model graph structure such as a hypercube, a torus, a de Bruijn graph, etc. To facilitate this construction, overlay nodes take identifiers from a large ID space I , which is typically the range of a cryptographic hash function (e.g., SHA-1), and is chosen to be sufficiently large (e.g., 160 bits or more) to minimize name collisions. Overlay nodes take random IDs from I . Then the canonical model graph structure chosen for the overlay is embedded in the ID space and mapped to the existing overlay nodes.

To effect this mapping, responsibility for ID space ranges is partitioned among the nodes in the overlay at all times. In our discussion we will assume that each node is responsible for the IDs that are nearest to it in I (Figure 1); other partitioning schemes are used in the literature, but the choice has no impact on our techniques below.

API: The interface to the structured overlay consists of a single `lookup(id)` call. In response, the overlay must locate the IP address of the node currently responsible for ID `id`, typically by routing a message to that destination.

Topology and Routing: The overlay’s network topology – the mapping of the model graph structure to overlay nodes and links – is captured via the *routing table* maintained at each participant node. For concreteness, we use

¹An extended version of this paper can be found as a technical report [9]. In that version, we undertake a preliminary analysis of induced churn, modeling a simple adversary strategy. Further analysis is the subject of our future work.

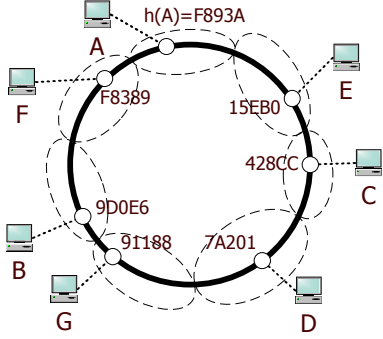


Figure 1. An example ID space for a structured overlay, represented as a ring. The nodes maintaining the overlay are represented as white circles on the ring; for example, computer A is represented as the circle with ID $h(A) = F893A$. Dashed ovals represent the “responsibility” of every node, in terms of the ID range it manages. In this example, every node manages the range of IDs that are numerically closest to its own identifier.

Pastry [25] as an example here. Pastry is relatively easy to describe, and our implementation in Section 4 was done in the Bamboo overlay, which uses a Pastry-based topology.

Many structured overlay designs, including those of Pastry and Bamboo, begin with a reinforced ring topology, in which every node maintains links to the participant nodes whose IDs are closest in I – usually a fixed number of successors and predecessors. These are sometimes called the node’s *leaf set*. To provide routing efficiency, the ring is then augmented with a set of neighbors that provide long “jumps” in I .

The choice of which faraway nodes to link to is implementation-dependent. In Pastry (and Bamboo) faraway links are chosen according to a prefix-hypercube topology and node IDs are represented in terms of digits in base 2^b , where usually $b = 4$. Hypercube links are stored in a routing table that is divided into $160/b$ rows and 2^b columns. For a node with ID γ , the routing-table entry (i, j) “points to” an ID that shares its leading i digits with γ , has j as its $(i + 1)$ -st digit, and ends in any suffix. To populate that entry, γ picks such an ID randomly, looks up the responsible node, and stores its address and ID in the table entry. There may be many candidate nodes for a table entry (i, j) , particularly for small values of i . For example, in Figure 1, node $F893A$ could have in entry $(0, 9)$ any node responsible for IDs starting with 9 (e.g., 91188 or 9D0E6). Typically, a node routes $\text{lookup}(\alpha)$ greedily. If among all neighbors, its own ID is the closest to α , the node responds directly; otherwise it forwards the lookup to the neighbor or leaf-set

member whose ID is the closest to α .

Dynamics: Since structured overlays are intended for dynamic environments where nodes come and go frequently and unpredictably, every node monitors the state of the nodes to which it links, replacing any that disappear. Consider the example in which Pastry node $F893A$ detects that node $F8389$, contained in its routing-table entry $(2, 3)$, no longer responds to pings. Then, node $F893A$ looks for another candidate to fill entry $(2, 3)$, by choosing some random suffix X and issuing $\text{lookup}(F83X)$. Any returned node responsible for ID $F83X$ can fill the empty entry.

In addition to ensuring the liveness of neighbors, some structured overlays perform routing-table updates to optimize performance over lookup paths; Bamboo is one example. In such designs [14, 23], a node maintains for every entry in the routing table a number of candidate neighbors. The node keeps track of any performance metric with regards to those candidates and chooses the best node among them to link to (e.g., the one with the smallest network latency, or highest uptime, etc.) For example, the Bamboo node with ID $F893A$ repeatedly looks up IDs with prefix $F83$ and includes the discovered nodes to a set of candidates for routing-table entry $(2, 3)$. It picks the closest candidate in terms of network latency for that entry, but keeps the rest as backup in case the chosen candidate fails.

2.2. Eclipse Attacks

We shift our attention to attacks on overlay routing. To begin the discussion, we consider the case in which some nodes become instantaneously compromised by a single adversary. Clearly the adversary also controls the fate of all IDs mapped to her nodes. A less obvious but important implication is that “good” (i.e., uncompromised) nodes’ routing tables now point to some compromised nodes. We define as the *level of poisoning* of a good node the fraction of its routing table occupied by compromised nodes.

Singh et al. [28] formalized a pattern of misbehavior called an *eclipse* attack, which consists of the gradual poisoning of good nodes’ routing tables with links to a conspiracy of adversarial nodes. Note that multi-hop routing in the overlay allows adversaries to intercept lookups whose source and destination are both uncompromised. Left unchecked, the adversary can eventually control most communication between good peers, thereby placing a stranglehold on the quality and fate of applications using the overlay. The pace at which an adversary is able to increase her control depends on the number of attack vectors available.

Amplification: In addition to intercepting application lookups, the adversary can intercept lookups used by the overlay to choose neighbors; she can thus influence good nodes’ neighbor selection, amplifying her ability to intercept subsequent traffic. In the Pastry example, when node

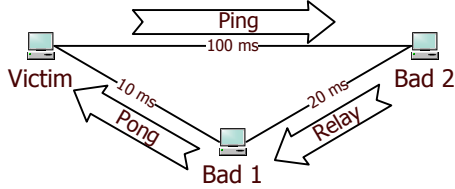


Figure 2. The victim sends a “Ping” message to adversary node “Bad 2,” which relays the message over a low-latency link to “Bad 1,” which finally returns a spoofed-source “Pong” message to the victim, pretending to be “Bad 2.” Whereas the correct round-trip IP latency from the victim to “Bad 2” would have been 200 ms, it is presented as 130 ms. Such latency “savings” – which can be obtained through unpublished routes (e.g., with RON [1]) – give the adversary a significant advantage in optimized routing.

F893A updates the routing-table entry (2,3), it looks up *F83X*. If the path of the a lookup passes through a compromised node, the adversary can intercept the request and respond to it as if she controlled *F83X*, returning one of her nodes with the nearest ID. This behavior pattern causes a feedback cycle, whose result is an increase in good nodes’ level of poisoning with most update requests they make.

To make matters worse, optimized structured overlays offer further attack vectors to the adversary, since they bestow upon routing tables more “degrees of freedom.” There, a node selects the optimal node for each routing-table entry according to measurements it performs between itself and the candidate nodes. If such measurements can be biased by the adversary, then she can cause a victim node to give preferential treatment to her nodes. For example, an adversary with good network connectivity can use her resources to exhibit unnaturally low network latency, as shown in Figure 2.

Simple Defenses: The presence of adversarial nodes is inevitable in any practical open system. In a structured overlay, these nodes control the fate of the IDs for which they are responsible. To mitigate the ability of the adversary to intercept traffic destined for other IDs, Castro et al. proposed *redundant routing* [7]: the sender sends its lookup to all of its leaf-set neighbors, who forward each duplicate lookup to the destination independently, in largely distinct paths. This approach trades bandwidth for a higher likelihood of message delivery, and can be worthwhile for a small subset of critical traffic. We will use it later for routing-table maintenance lookups, for example.

With respect to optimized overlays, the same work sug-

gests the use of failure detectors for routing. One such failure detector depends on the uniform distribution of identifiers over the node population, implemented via a central identifier certification authority. When the failure detector points out that a lookup response is suspicious, then a *constrained*, unoptimized routing table is used as fallback to resend the same lookup request [7]. Constrained routing tables limit the choice of nodes for each routing-table entry to one candidate. In the Pastry example, entry (0,9) in the constrained routing table of node *F893A* points to a single ID: the one numerically closest to *9X* for a *fixed* suffix *X* that the node chooses. Contrast this to regular Pastry routing tables, where *any* suffix *X*, a full 16-th of the ID space, would be admissible instead. As long as a node can locate the correct candidate for an entry – perhaps via redundant lookups – it can ensure that its constrained routing-table poisoning is similar to the adversary-controlled fraction of the node population. By maintaining both routing tables – one optimized but easily corruptible, and one slow but more robust – we can get good performance and secure routing. In the induced churn design, described next, we utilize this idea of dual routing tables, though in a slightly different manner that does not require failure detectors.

3. Design

Our contribution in this work arises out of the observation that, regardless of fallback routing, poisoning in optimized routing tables increases over time. Our goal is to ensure that the *average* poisoning of good nodes’ routing tables remains low over time. To accomplish this, our proposal retains the idea of maintaining both constrained and optimized routing tables [7], but with a twist. Instead of using a failure detector to decide when to use each table for regular lookups, we impose a *periodic reset* of the optimized routing table to the contents of the constrained one, always using the optimized routing table for lookups. Optimization starts anew after reset, but the adversary must poison good routing tables again to maintain her foothold. Intuitively, we seek to induce the poisoning behavior illustrated in Figure 3. Assuming resets bring the optimized routing table back to its baseline level of poisoning, the more frequent the resets, the lower the poisoning averaged over time.

Periodic reset can be helpful only if poisoning in the optimized routing tables slowly increases over time; in Figure 3, the slope of the “sawtooth” must be low. In practice that is not always the case, since “eager” update algorithms may optimize routing tables fast, and preference to nearby nodes (in the network) can be adversarially biased to converge always towards greater poisoning. To keep the slope low, we propose the *rate limitation of routing-table updates*, since updates constitute the primary vector over which poisoning

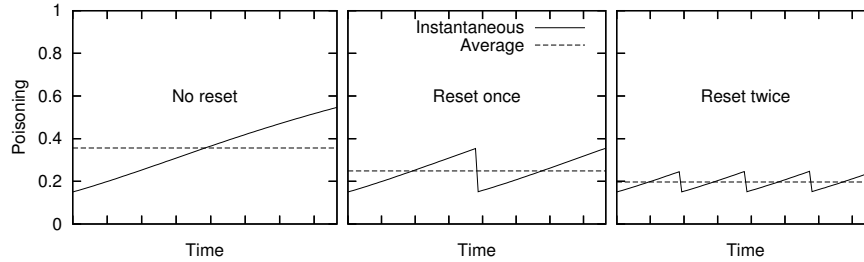


Figure 3. A graphical representation of routing-table reset, with increasing frequency from left to right graphs.

increase is effected. Instead of getting updates as fast as possible, we get them at a fixed rate that does not change as network conditions or the size of the overlay change. Convergence to optimal connectivity may be delayed as a result of this update rate limitation. With it, however, even a powerful adversary is prevented from bringing her resources to bear to their fullest extent, reduced instead to the extent admissible by our rate limits.

The last component of our contribution concerns predictability. If the adversary knows how optimized routing tables reset over time, then she can conduct her attacks against content right before a reset occurs. Furthermore, she can improve the deployment of her nodes (which identifiers they have and which routing table they poison) using knowledge of how good nodes’ routing tables evolve with every reset. We deprive the adversary of this source of knowledge with an *unpredictable ID assignment*. At every reset, every node picks a new random ID and positions itself to a different part of the topology, enforcing the same behavior on nodes in its own routing tables. If good nodes “move” continuously, the adversary cannot attack them in the same way after every routing-table reset; if all nodes, including adversarial ones, must change their identifiers periodically (or face disconnection from good nodes), then the adversary cannot hold on to or improve upon advantageous positions in the overlay.

We next describe a design that implements this basic intuition in structured overlays. Our design is generic and can be applied to any specific structured overlay. In Section 4 we describe a particular implementation of induced churn for Bamboo [23]. At a high level, our design consists of a common source of randomness to reduce the predictability of the underlying overlay (Section 3.1), functionality for computing and validating fresh identifiers using this source of randomness (Section 3.2), machinery for effecting and enforcing churn (Section 3.3), and a mechanism for limiting the rate of routing-table updates (Section 3.4). In Section 3.5, we present some extensions and optimizations to this basic design.

3.1. Timed Randomness Service

Our design relies on a *timed randomness service*. Periodically – on the order of seconds – this service generates a fresh random number, which it places into a signed *randomness certificate* of the form [Timestep, Random]. The service returns the current or any recent randomness certificate to anyone who asks, via some simple transport mechanism, e.g., over HTTP.

This is a relatively simple service and can be implemented in a variety of ways. A straightforward implementation would be centralized, requiring little more than a well-managed but lightweight web server, with minimal storage and a processor only strong enough to produce a signed random number every few seconds or so. It requires that all nodes have the server’s public key; this key may be distributed with the overlay software bundle, or via a network discovery protocol like DHCP or DNS. Here we assume that the randomness server is available, uncompromised, and reachable with low latency from all nodes. These goals may be difficult to realize. However, the reader should note that the timed randomness service is light weight, easy to audit, and amenable to replication. The ease of replication in particular alleviates the risk of DDoS attacks on the randomness service. In this paper we do not discuss the details of implementing a fully decentralized randomness server although we do explore alternative designs in Section 5, and discuss the complexity-accountability trade-off for such a service.

3.2. Random Unpredictable Identifiers

In this section we discuss the details of node identifier generation, and how it is done in an unpredictable fashion. It is typical for an overlay node to set its identifier by hashing its IP address (e.g., Chord [30]). We augment this construction with a fresh, random nonce. To join the overlay, or whenever it must reset its identifier, a node obtains the appropriate random number from the randomness ser-

vice. It then computes its new identifier by hashing its address and that number: $newID = \text{hash}(Random || IPAddress)$. Given the same random number, other nodes will be subsequently able to validate the computation of this ID from the node’s IP address. These validations replace the validation of centrally issued ID certificates, in a certification authority-based design.

The choice of the appropriate random number – that is, the timestep to be requested from the randomness server – is dependent on the frequency with which identifiers must be reset. We call the time between identifier changes in our induced churn scheme an *epoch*, and express the length of the epoch in terms of timesteps of the randomness service; we will explore the tuning of the epoch length in Section 4. By convention, the “beginning” of an epoch is the timestep of the randomness service that is an integer multiple of the epoch length. In other words, at timestep t , current overlay IDs must be computed using the random number issued by the randomness server at timestep $t - (t \bmod k)$, where k is the number of timesteps in an epoch. In Section 3.5.1 we refine this convention further.

3.3. Induced Churn

Every node in our design maintains two kinds of routing state: an Optimized Routing Table (OptRT) and a Constrained Routing Table (ConsRT). The node uses its OptRT for all application lookup requests and maintenance requests for the OptRT itself. The node uses the ConsRT for all lookup requests that assist others to join the overlay, either initially or after the end of an epoch, and to maintain the ConsRT itself. Lookups over the ConsRT are performed redundantly to increase the chances that they reach their intended destinations .

At the end of its epoch (i.e., every k timesteps of the randomness service), a node obtains the random number for its next epoch from the service and uses it to compute its next identifier (Section 3.2). It then joins the overlay with that new identifier; its join – a lookup for the new identifier – is routed redundantly over the ConsRT of the nodes in the overlay. When the (re)joining node has acquired a new ConsRT, it resets its OptRT to the new ConsRT and abandons its old identifier. It then begins optimizing its OptRT anew, until the end of the epoch.

Nodes evict from both routing tables those entries containing *stale* identifiers. An identifier is stale if the random number used to compute it is too old, that is, k or more timesteps earlier than the current randomness server’s time. In this sense, nodes enforce a maximum lifetime of one epoch length on the nodes contained in their routing tables.

3.4. Update Rate Limitation

We impose a limit on the rate at which updates are applied to a node’s routing tables in order to slow down the proliferation of malicious entries. When first joining the overlay or after churning, a node starts a periodic update timer. Whenever that timer expires, the node issues an update request for each of its routing tables to obtain up-to-date candidates for some randomly chosen table entries. As described in Section 2.2, for the ConsRT the new candidate node is found via a redundant lookup, and is accepted into the entry if its identifier is numerically closer to the entry’s target than the existing link. For the OptRT, the candidate node is found via a single-path lookup, and is accepted if the entry was empty before, or if the candidate’s measurements on the optimized network metric are better than all other known candidates for the same entry.

Updates to both routing tables must be rate limited, but update rates need not be the same for both tables, though our prototype does use the same rate. Nodes set the period of the update timer according to a trade-off between system adaptability and desired routing security; more frequent updates improve responsiveness to highly dynamic environments at the expense of security and possible congestion [23], whereas less frequent updates are cheaper, facilitate defense against eclipse attacks, but hinder responsiveness to topology change.

Update rate limitation should apply to single-entry updates; for some structured overlay update mechanisms that update entire groups of entries in one go, further refinement is required. For such “bundled” updates, we randomly drop some of the update contents. We thus *shield* the recipient group of entries in the target routing table from being completely poisoned in one fell swoop due to an unfortunate choice of lookup path. Instead, to poison many routing-table entries, a node must make many unfortunate update choices.

3.5. Optimizations

Up to this point, we have presented a simple design. In this section we complicate it slightly to introduce two important optimizations that allow induced churn in practice, without undue sacrifices in performance. The resulting pseudocode appears in Figure 4.

3.5.1. Staggered Churn

If all nodes in the system churn every k -th timestep, then the system will likely be very unstable and heavily loaded right around the global churn time. It will also move from less poisoned to more poisoned states uniformly, making it easy for the adversary to pick when to attack. We now describe

```

function staggeredChurn()
1:  $LeafSet \leftarrow LeafSet_{next}$ 
2:  $OptRT \leftarrow ConsRT_{next}$ 
3:  $ConsRT \leftarrow ConsRT_{next}$ 
4:  $ConsRT_{next} \leftarrow LeafSet_{next} \leftarrow null$ 
5: if  $LeafSet = null$  then
6:   Rejoin network anew
7: Call  $staggeredChurn()$  in time  $epochLength$ 
8: Call  $precomputeNeighbors()$  in time  $epochLength - \delta$ 

```

```

function precomputeNeighbors()
1:  $peer \leftarrow lookup(myNextID)$ 
2:  $LeafSet_{next} \leftarrow null$ 
3:  $tmpLeafSet \leftarrow peer.getLeafSet()$ 
4: for all  $p \in tmpLeafSet$  do
5:   if  $nextChurnTime < expireTime(p)$  then
6:      $LeafSet_{next}.add(p)$ 
7: Populate  $ConsRT_{next}$  for identifier  $myNextID$ 
8: for all  $p \in ConsRT_{next}$  do
9:   if  $nextChurnTime < expireTime(p)$  then
10:    Remove  $p$  from  $ConsRT_{next}$ 

```

Figure 4. Pseudocode for the staggered churn and routing-table precomputation algorithms.

how to *stagger* induced churn by partitioning the population into G churn groups, each churning at a different timestep.

We define churn groups according to nodes’ IP addresses, for example, by setting a node’s group number to $(\text{hash}(IPPrefix) \bmod G)$. $IPPrefix$ is an appropriately sized prefix of the node’s IP address, e.g., 24 bits, long enough to ensure a reasonably uniform group size distribution, but short enough to prevent the adversary from changing her nodes’ churn groups by fiddling with the highly spoofable low-order bits of IP addresses.

In order to stagger churn, we must make minor modifications to the identifier mechanisms described in Section 3.2. The randomness server timestep when a node must switch identifiers is no longer the same for all nodes, but is offset by the group number. A node in group $g \in [0, G)$, must switch identifiers at all timesteps t where $t \bmod k = gk/G$. At timestep t , current, non-stale identifiers of group g must use the random number of timestep $(t - ((t - gk/G) \bmod k))$.

A related implication of staggered churn is that different entries in routing tables become stale at different times, and are verifiable with different random certificates from the server. To simplify management of identifier expiration without overloading the randomness server, nodes piggyback the related randomness certificate with any transfer of node identifiers during maintenance or other identifier exchanges. For the same reasons, nodes cache randomness certificates for as long as they have related node identifiers in their routing state. With these small optimizations, a node need contact the randomness server directly only once every epoch to obtain the random number it needs before churning; it can also use that opportunity to synchronize its clock to that of the server at timestep granularity. Since we expect timesteps to last a few seconds, even high Internet round-trip times would allow fairly good time synchronization of nodes with the randomness service for the duration of an epoch.

3.5.2. Routing State Precomputation

In the basic design of Section 3.3, a node joins the overlay with its new identifier at the beginning of each epoch. While a node is joining, it is unavailable for handling lookups. To reduce the impact of this regular occurrence, we allow nodes to *precompute* their next routing state. When the epoch boundary arrives, the node can immediately switch its leaf set, ConsRT, and OptRT to the precomputed routing state, making for a smooth transition. If the node has been unable to precompute its new routing state on time, it joins with the new identifier as before. This optimization requires that a node know its next identifier ahead of time. To allow this, we *shift* the mapping from randomness service timesteps to epochs: the random nonce for group g ’s current epoch at timestep t is that issued at $T_g = (t - k - ((t - gk/G) \bmod k))$; the random nonce for group g ’s next epoch is $T_g + k$.

With routing state precomputation, at any given time a node maintains a total of three routing tables: a Constrained Routing Table (ConsRT), an Optimized Routing Table (OptRT), and a speculative Constrained Routing Table for the next epoch (ConsRT_{next}). A node populates ConsRT_{next} using its current ConsRT, by going through the motions of a join operation with its next identifier, without actually changing any other node’s routing tables: it looks up its next identifier in the overlay to discover what its leaf set and ConsRT would be for that next identifier. This discovery is different for every structured overlay design. In Bamboo, for example, the node forwarding the newcomer’s join lookup at every hop sends the newcomer its routing-table row used to forward the lookup [23]. During precomputation, routing-table entries that will be stale by the time the node actually churns are excluded. The precomputed ConsRT_{next} is maintained using periodic updates, just as the current ConsRT is (see Section 3.3). The careful reader will notice that pruning nodes with IDs that expire prior to an induced churn point prefers nodes in groups immediately following the churning node’s group. To reduce this

bias, nodes precompute the $\text{ConsRT}_{\text{next}}$ late in the current epoch. In the Figure 4 pseudocode, this translates to making δ (last line of *staggeredChurn()*) as small as possible.

Precomputation gives the adversary advance knowledge of where good nodes will be one epoch into the future. This is an important concern, making it undesirable to provide greater levels of precomputation. However, recall from Section 3.4 that the adversary can only take advantage of a limited number of updates per epoch due to rate limitation. For our single-epoch precomputation, the adversary must decide whether to use her update budget to attack the current epoch's OptRT , or to place her nodes so as to attack next epoch's OptRT more effectively. Fortunately, even though she knows where her nodes will be in the next epoch, just as good nodes do, she is still limited to using an identifier for the duration of a single epoch only, making such predeployment of assets limited in its utility.

3.6. Design Alternatives

In this section we talk about the alternative designs for our defenses, namely *Forced Unpredictable Identifier Change* and *Periodic Resets*.

3.6.1. Alternatives for Forced Unpredictable Identifier Change

Our design choice for forced unpredictable identifier change places the responsibility of keeping time and producing unpredictability to a centralized randomness server. This is a reduction in central responsibility, compared to the alternative of having a certification authority registering entities, controlling the rate at which identifiers are issued, dealing with revocation, etc. An intermediate design point between the two would be to control identifier unpredictability over entire groups of peers (according to some grouping), reducing the state maintained at the server from the granularity of individual addresses to that of groups. In contrast to Maelstrom, this approach is cheaper in terms of resources, but gives more responsibility to the server, who can now bias group assignments.

Going in the opposite direction from our design choice towards less centralized responsibility, we could distribute the task of controlling unpredictability, for instance by using variants of shared coin flipping schemes, such as that described by Cachin et al. [5]. The randomness server could thus be distributed over all peers or a set of servers enjoying partial trust among the peer population. This, for instance, could be a task for the set of bootstrapping servers that most overlays rely on.

Finally, an attractive fully distributed design we are considering for future work would help an individual peer to ensure that identifiers of peers it communicates with are determined in a manner unpredictable to them and fresh within

a time frame that the peer itself can track alone. The basic idea is to run an unpredictable logical clock per peer. At every timestep, each peer broadcasts the random value of its clock to its neighbors. A peer receiving clock values from its neighbors hashes them together (e.g., in a Merkle hash tree) and combines the result with its own previous clock value to produce a value for the next timestep. A peer's identity is cryptographically dependent on the value of its local logical clock.

To prove to a neighbor that its identifier is relatively fresh and until recently unpredictable, a peer traces a backward path from the clock value that influenced its new identifier to a clock value issued by this new neighbor some time in the past; this path follows backwards a sequence of hashes and logical clock value broadcasts, e.g., tracing a path from the new neighbor to the peer's old position in the overlay. Since the neighbor remembers when it issued its own clock values (for a short period in the past), it can estimate for how long the peer has known its new identifier. This is a simplified instance of the coordination required for a distributed secure time stamping service [20]. We are planning to explore the overheads and potential benefits of such an aggressively decentralized approach under heavy churn.

3.6.2. Alternatives for Periodic Reset

We considered several alternatives for performing the periodic resets that trigger induced churn, including proximity-metric randomization, gang evictions, and selfish routing-table churn. Proximity-metric randomization introduces error in the measurement of the proximity metric used for routing optimization. For the example of point-to-point latency as the metric, we could randomize several low-order bits of the measured latency per discovered peer. Though coarse-grained differentiation among potential links is still available, finer-grained comparisons of links change unpredictably, causing proximity neighbor selection not to converge always to the strictly closest neighbor but, instead, to pick at random from a larger set of otherwise nearby neighbors. This approach seemed awkward as it in effect tries to modify the proximity machinery specific to Bamboo, while our solution is cleaner and applicable to any structured overlay.

Gang evictions would allow the peers currently occupying a neighborhood of the logical overlay space collectively to decide the order of peer evictions and to monitor joins. However, achieving consensus on evictions in a highly decentralized, untrusted environment can be tricky and computationally expensive, making this approach undesirable.

Selfish routing-table churning follows the similar philosophy of evicting entries from a peer's routing table when those entries have exceeded a maximum lifetime. However, an identifier is not evicted from all routing tables of correct

peers at the same time. As a result, though similar to our eventual design, this technique might lead to a continuous state of routing inconsistencies [18].

4. Evaluation

We evaluate induced churn against the goals of our system: defense against eclipse attacks with acceptable performance. First we describe Maelstrom, our prototype implementation of induced churn built on top of Bamboo. Then we measure and compare the resistance of Maelstrom to poisoning, as well as its overhead.

Implementation: We have built Maelstrom as a secure extension to Bamboo, a fine-tuned, real structured overlay. Maelstrom is a secure router package, consisting of about 5,000 lines of Java source code.

The primary component in the Bamboo system is the Router, which maintains a leaf set and OptRT. During normal operation, a Bamboo node performs periodic probes for maintaining the routing table. Bamboo uses 2 algorithms for maintaining the OptRT: *global tuning* and *local tuning*. The global tuning algorithm looks up a random identifier in the ID space. The returned responsible node B is added to the routing table if it fits in an empty slot or is closer in terms of IP latency than the existing slot occupant. Local tuning at node A periodically requests a random routing-table row R from a node B chosen at random in A 's routing table. A inserts into its routing table the entries of R if they fill empty slots or improve latencies to those slots. Maelstrom rate-limits these periodic updates (Section 3.4).

Maelstrom maintains two routing tables in addition to Bamboo's OptRT: ConsRT and ConsRT_{next} along with the next leaf set, whose updates it also rate-limits. Furthermore, Maelstrom shields entire row updates during local tuning. Because higher rows of a routing table admit greater variation in node candidates (Section 2.1) since they accept node identifiers with longer "free" suffixes, row shielding drops higher-row entries more aggressively. Maelstrom accepts a maximum of $RowNumber/2 + 1$ random entries per update (i.e., 1 entry for row 0, 2 for row 1, etc.).

Experimental Setup: To evaluate Maelstrom, we answer two questions. First, what does Maelstrom buy us in practice in the face of attacks? Second, what is its overhead? We focus on 5 metrics: *routing-table poisoning*, the fraction of malicious entries in a routing table; *routing success*, the probability that a lookup will evade adversarial interception and reach its destination; the *maintenance bandwidth overhead* in terms of bytes sent; *average network latency* for overlay lookups; and, the *average hop count* of overlay lookups. Routing-table poisoning and routing success measure the poisoning resistance of Maelstrom, while bandwidth overhead, latency, and hop count measure the costs of its resistance. Ideally, we wish to show that our de-

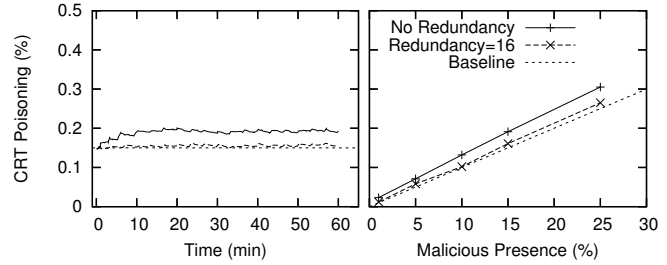


Figure 5. ConsRT poisoning without redundant routing and with 16-path redundancy. (a) Time graph of ConsRT poisoning for 15% malicious presence. (b) Steady-state ConsRT poisoning for different malicious presence levels.

fenses keep the poisoning of optimized routing tables to the fraction of adversarial nodes in the population. Since we cannot distinguish between good and bad nodes, this baseline poisoning is unavoidable.

Our performance measurements compare Maelstrom to Bamboo in the absence of malicious nodes. Since our routing-table maintenance is periodic, rather than reactive, the associated overheads do not change when malicious nodes are introduced in the system. Poisoning resistance measurements evaluate Maelstrom under attack.

We evaluate our design using an algorithmic simulator, and a full implementation on an emulated network. The algorithmic simulator is round-based (a round is a timestep of the randomness server), models all the features of Bamboo with induced churn, but elides communication asynchrony and network congestion. In each round, every node performs maintenance operations such as eviction of its stale routing-table entries, periodic update lookups when its timers expire, and induced churn when its epoch ends. At this level of abstraction, we can experiment with larger node populations (up to 50,000 nodes). Our full Maelstrom implementation on top of Bamboo runs on an emulated network that models network conditions faithfully, but elides network congestion. We use this more detailed experimental platform to validate the results from the algorithmic simulator (albeit for smaller populations of 500 nodes) and to evaluate the performance of Maelstrom.

For both systems, we use a network topology based on the extended King data set [15], a commonly used realistic topology of a wide variety of Internet hosts. We use the default values [23] for Bamboo system parameters: the leaf-set size is 32 with a leaf-set update interval of 10 sec; the OptRT is updated every 30 sec and keep-alive pings are sent to all neighbors every 30 sec. In terms of Maelstrom, nodes form $G = 256$ churn groups. For all experiments, we set the

randomness service timestep duration to be T/G , where T is the epoch length.

The threat model implemented in our attack simulations is structured around a set of colluding malicious nodes conspiring to maximize the routing-table poisoning in the entire population. Malicious nodes hijack all routing state update messages that arrive at them or pass through them, responding with references to nodes from their malicious collective. We give the adversary full knowledge of every good node’s routing state, to approximate an adversary that has used traffic analysis to infer such state. As a result, the adversary can give responses to lookups that will have the greatest impact on a given victim’s routing table. Furthermore, when faced with multiple node candidates for an entry, good nodes always choose the adversary’s candidate, to approximate an adversary who can successfully fool victims about its network measurements (Section 2.2). We discuss our choice of threat model, as well as alternative weaker models in Section 5.

4.1. Routing state poisoning

To evaluate Maelstrom’s resistance to poisoning, we first study the resistance to poisoning of the ConsRT under induced churn, since the ConsRT forms the baseline of the “sawtooth” behavior we hope to instill in the system (Figure 3). Then we evaluate the ability of the OptRT to resist poisoning and to perform successful lookups.

We use the algorithmic simulator with 50,000 nodes under attack. Figure 5(a) shows ConsRT poisoning vs. time with 15% malicious nodes in the population. Figure 5(b) shows the steady-state ConsRT poisoning for varying fractions of malicious presence in the population. Both graphs show experiments with and without 16-way redundant routing. We see that poisoning remains closer to the fraction of malicious population with redundancy; e.g., with 15% malicious population, steady-state poisoning hovers around 16% with 16-way redundancy, and around 20% without. This is not surprising, since greater redundancy ensures a higher probability of successful lookup routing, which means a greater likelihood that a node updating its ConsRT will receive a response from the correct node it is probing.

We now turn to the OptRT itself, measuring its poisoning levels as a function of malicious presence and epoch length. We use the same experimental setup as above, with 50,000 nodes out of which 15% are malicious. Figures 6(a), (b), and (d) show the average OptRT poisoning with time for nodes belonging to a single churn group in Maelstrom, for epoch lengths of 8, 16, and 32 minutes. We isolate a single churn group to show how poisoning levels are affected by non-staggered induced churn. Dips in the graph indicate the group’s epoch boundaries, where nodes in the churn group reset their OptRT to their ConsRT_{next} (Sec-

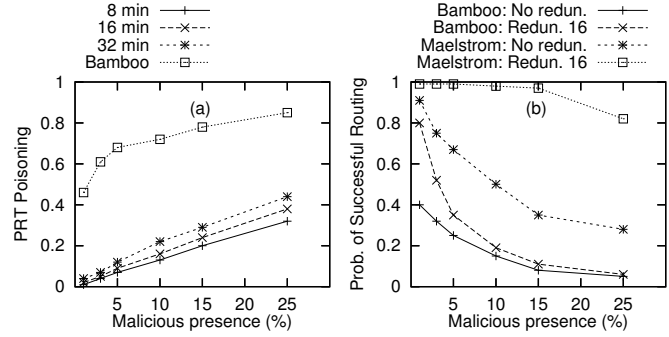


Figure 7. OptRT security characteristics vs. malicious presence in the population. (a) Routing-table poisoning for different Maelstrom epoch lengths and for Bamboo. (b) Probability of successful lookup delivery for different redundancy levels for Bamboo and Maelstrom.

tion 3). Longer epoch lengths allow the OptRT poisoning to increase. This matches well the intuition illustrated in Figure 3. In contrast, Bamboo (Figure 6(e)) poisoning continuously increases until a high saturation point around 80%, more than 5 times the baseline malicious presence of 15%.

To separate out the benefits obtained through row shielding alone, we plot in Figure 6(c) one instance of the time graphs (for 16-min epochs) without row shielding. The slope of the “sawtooth” pattern in this figure matches Bamboo more closely, and is certainly steeper than the equivalent scenario with row shielding, in Figure 6(b).

Figure 7(a) supplies a broader view of the system’s behavior, over varying malicious presence in the population, looking at the average OptRT poisoning over all good nodes (not just a single churn group as above). Bamboo yields great poisoning amplification to the adversary, especially at low malicious fractions, while Maelstrom maintains poisoning close to the baseline. Specifically, for up to 5% malicious nodes, Bamboo suffers from between 6 and 46 times greater poisoning than Maelstrom, depending on epoch length. As above, the level of poisoning in Maelstrom grows as the epoch length increases, since the adversary can then increase her foothold in the good nodes’ routing tables for longer time periods.

Figure 7(b) shows the actual probability that a lookup over the OptRT will reach its destination – as opposed to being intercepted and abused by the adversary – for an epoch length of 16 mins. Maelstrom does better than Bamboo in all cases. The difference is more pronounced for low malicious presence; as malicious presence increases, even if poisoning does not increase from its baseline, it can hinder lookups due to their multi-hop nature.

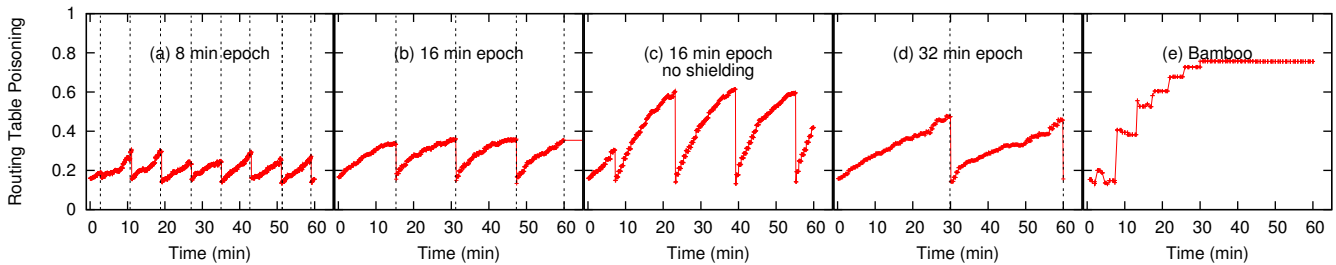


Figure 6. Routing-table poisoning vs. Time for 15% malicious fraction.

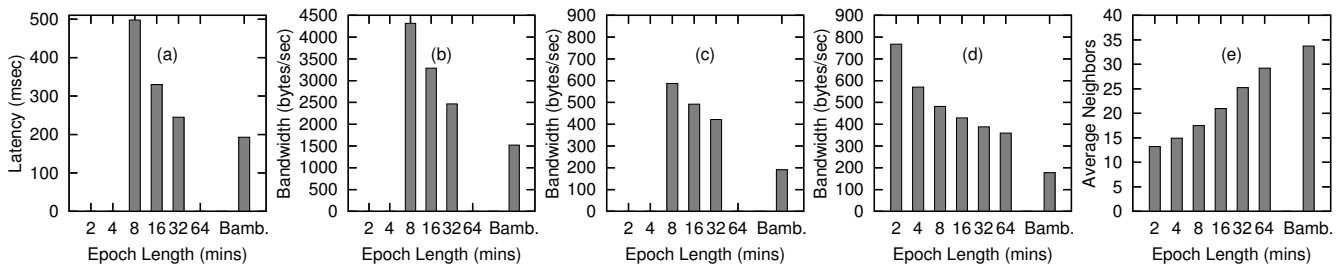


Figure 8. Performance measurements as a function of epoch length, compared to Bamboo. (a) Lookup latency from algorithmic simulator (50,000 nodes); (b) & (c) Maintenance bandwidth from the algorithmic simulator, 50,000 and 500 nodes respectively; (d) Maintenance bandwidth from the implementation (500 nodes); and (e) Average number of neighbors per node from the implementation (500 nodes).

To separate out the contributions of induced churn from redundant routing, Figure 7(b) also plots successful lookups when they are performed redundantly over the OptRT as well. At 16-way redundancy, Bamboo success drops rapidly as malicious presence tops 5%, whereas Maelstrom manages nicely, staying barely below 100% success for low malicious presence and achieving over 80% success even when malicious presence reaches 25%. This reinforces our earlier point: without periodic resets of the optimized routing table, even redundancy cannot save lookups from adversarial tampering.

4.2. Performance

In this section we measure the performance overhead of induced churn on Maelstrom. We conduct the experiments in the absence of attacks, since Maelstrom is a proactive system that does not change mode of operation in reaction to attack evidence.

Figure 8 collects performance measurements for 3-hour (simulated time) runs of Maelstrom and Bamboo in algorithmic simulation and on an emulated network. Figure 8(a) shows the average network latency for successful lookups in a simulated population of 50,000 nodes. Latency increases as epoch length decreases, since routing state optimizations have less time to complete before a table reset. Bamboo completes those optimizations and consequently exhibits the best (lowest) latency.

Figures 8(b), (c), and (d) compare per-node average maintenance bandwidth under simulation with 50,000 nodes, 500 nodes, and on an emulated network of 500 nodes respectively. Measurements include bandwidth incurred by maintaining, pinging for liveness, and updating three routing tables in Maelstrom, rather than the single routing table in Bamboo. Larger populations fill up nodes' routing tables more, so the per-node bandwidth overhead due to periodic node pings and routing-table updates increases. Furthermore, shorter epoch lengths incur more frequent repopulations of $\text{ConsRT}_{\text{next}}$ from scratch, increasing bandwidth consumption. The trends in simulation and on emulation are similar. However, the algorithmic simulator tends to overestimate maintenance costs slightly, since it does not model optimizations such as suppressing liveness pings when other traffic is observed, which are present in the actual implementation. Nevertheless, even for short epochs and large populations, Maelstrom's bandwidth requirements are well below the tolerance of even home users behind dial-up modems.

Figure 8(e) shows the average number of neighbors for different epoch lengths on the full implementation at the end of the 3-hour experiment. This graph also demonstrates how induced churn can cut neighbor discovery short, as well as poisoning, which can potentially increase latencies but

moderates bandwidth increases.

We conclude by examining the randomness server. If every node in a churn group contacts the server individually, the server's access link must sustain a stream of $(\text{Population}/\text{EpochLength})$ certificates. 50,000 nodes with a 2-minute epoch would incur a total of about 0.5 Mbps for 1-KByte randomness certificates, which is trivial for even moderate services. All requests concern the same few certificates at any time, served from main memory, so the load of about 400 requests per second is well below typical limits of off-the-shelf web servers. Furthermore, in practice nodes in a churn group can disseminate a randomness certificate amongst themselves, reducing both overheads on the server even more. Finally, with 256 churn groups, the server must compute two new certificates per second; even with 2048-bit signing keys, this is well within the capabilities of commodity processors.

5. Discussion

We now turn to the challenges facing Maelstrom on its path from research prototype to real-world deployment.

5.1. The Randomness Service

Our design includes a source of trusted, timed randomness to ensure the unpredictability of node identifiers. This source of randomness could also help with load balancing, topology formation, leader election, auctions, etc. Maelstrom implements this functionality as a central, globally trusted service. Compared to other approaches to the problem of secure routing that rely on certification authorities, a central randomness server is simpler to implement, to prove correct, and to audit; however, the randomness service makes the overlay more reliant on service availability, since it effectively "clocks" overlay progress. Furthermore, centralized components of either type can raise trust and reliability concerns. In the context of the Maelstrom randomness service, we can alleviate some of these concerns via *accountability*, *replication*, and *redundancy*.

First, to make the service more accountable, we can provide its users with assurances that issued random numbers are unpredictable to all parties within given bounds. Users could periodically perturb the service pseudo-random number generator by submitting to it new seeds that are incorporated in subsequent number generation. Similar techniques have been used in verifiable secret sharing [21], to ensure that no participant in the protocol can bias collectively computed random numbers.

Second, replication can improve availability, e.g., for times when a randomness server is unreachable by certain clients. Replicas of the randomness server need only share a secret seed for their pseudo-random functions, and be

loosely time-synchronized. Both requirements are easy to meet, especially compared to the burden of replicating the more complex central live identity certification authorities, whose state changes and must be propagated to replicas as identities are issued or revoked.

Third, redundancy can narrow the need for global trust. With redundancy, there are multiple, independent randomness servers, each distributing its own separate randomness source. Overlay nodes compute their IDs by hashing together random numbers from all or many servers. Verifiers can validate IDs computed from those sources of randomness that they trust, ignoring others; as long as at least one randomness server it trusts has been used in an ID computation, a validator can accept that overlay ID. Such approaches have been used before for highly available time stamping services [2].

In future work, we hope to combine all three techniques with timeline entanglement [20] to distribute the functionality of the randomness service completely, when absolutely no shared servers can be tolerated.

5.2. Adversary Bestiary

Our adversary model is comprised of a conspiracy of malicious nodes that collude to poison the routing tables of all the good nodes in the overlay. Although an “attack everyone” threat model is an important one, there are other more directed threat models that may also be interesting, which we only briefly mention due to space limitations. Instead of everyone, the adversary could attack a particular key (to cripple a resource) or a particular node (to cripple a service operator), as a destination (to intercept incoming requests) or as a source of traffic (to produce spam or to hijack normal responses). Though more limited in scope, such attacks could allow a weaker adversary to concentrate her resources on a specific target.

One aspect of the adversary that we have not included in our analysis and design is her capacity for increasing her presence in the system, for example via *Sybil* identities, which are forged or otherwise spoofed identities. By imposing a 3-way handshake on every IP-level session, we ensure that a node’s IP address is a legitimate one, or one that the node can spoof easily (e.g., within a /24 network). The use of a 3-way handshake, however, only restricts a node to assuming an IP address that it can spoof easily. In Maelstrom, we have explored the enforcement of *IP address diversity*, by which nodes limit the number of representatives from each such easy-to-spoof address set in their routing tables. Diversity enforcement successfully thwarts spoofing adversaries from amplifying their poisoning potential. However it also penalizes overlay participants from large organizations (e.g., student computers at a large university); while an overlay can accommodate nodes from such non-diverse

address spaces, it cannot reach its fully optimized connectivity, which would be possible with a uniform address distribution.

5.3. Utility

Maelstrom offers a trade-off between the performance costs and the security benefits of the overlay (refer to Figure 8). The performance cost depends on lookup latency due to sub-optimal routing, and maintenance bandwidth due to periodic, unpredictable churn. There can also be associated application costs if, for example, the overlay is used as a distributed hash table to store data; then induced churn incurs a bandwidth cost due to data migration. The epoch length allows the system to be tuned according to the relative utility assigned to performance and security by the application using the overlay. On one hand, for distributed file systems and databases the cost of migrating data across nodes could be high, and induced churn may be inappropriate. On the other hand, for monitoring, query processing, or content distribution, the cost is considerably lower since smaller, fewer, or expendable data items are involved, and high periodic churn can be sustained to provide greater resistance to poisoning.

Along a different axis, for some applications the quality of the average-case state of good nodes’ routing tables is less important than avoiding the worst case. For instance, in a preservation application such as PAST [26], content is not refreshed by its publisher into the repository. Instead, it is inserted once and then migrated among replicas as the system churns. In such an application, arriving *ever* at a system state in which all replicas of a given document are controlled by the adversary is detrimental, since it gives the adversary the opportunity to tamper with the document permanently. Reducing churn then is an absolute goal, since it reduces the likelihood of ever achieving such a worst-case state. Induced churn is inappropriate for such applications. Contrast this to the common case of monitoring, repositories, and communication overlay applications, which require clients to refresh stored content periodically. In such applications, it is more important to reduce the average-case routing-table poisoning, since this measure determines whether clients can reach the desired content or not, and has no bearing on the content’s eventual survival. Induced churn is appropriate in such settings and, in adversarial environments, it is indispensable.

5.4. Migrating data

To continue to be useful, Maelstrom must ensure that the data inserted remain available to clients. An obvious solution to the problem is to replicate data amongst some set of nodes (usually a subset of the leaf set called the replica set)

as discussed by Rhea et al [22]. In this case, every *put* under a key k would contact the nodes in the replica set and return success only if the put succeeds on a quorum of the replica set. Any *get* would then contact the replica set and read values from a quorum. By choosing these quora appropriately, we can ensure that applications can retrieve the most up-to-date data. However, the presence of induced churn implies that nodes fail periodically. It is quite possible that all the nodes in the replica set may churn before handing data over to any of the “nearby” nodes. To handle this case, we can have each node maintain pointers to its “ancestors” – the set of nodes that previously owned the keys that the node currently owns. Any lookup on keys that have a valid “ancestor” is rerouted to the ancestor. Nodes periodically synchronize with their ancestors and remove the association between ancestors and a key for each synchronized key.

5.5. Reliance on IP addresses

A question may arise about the reliance of Maelstrom for its benefits on current IP addressing. For instance, how easily would our design carry over to IPv6, given its larger address space?

Maelstrom relies for its protection against eclipse attacks on there being a hierarchical structure in IP addresses, whereby higher-order bits are fixed per organization, and assigned centrally (currently by the IANA), whereas lower-order bits are assigned to end hosts by the organization itself. Such higher-order bits are used to choose churn groups in a manner that cannot be biased by the adversary. In that sense, we have termed higher-order bits “unspoofable” (Section 3.5.1): a malicious end host cannot change those address bits in traffic it originates and still participate in arbitrary two-way IP exchanges without collusion from the Internet’s governing agencies. To the extent that this requirement holds with IPv6 addresses, Maelstrom is compatible with the newer IP protocol. Note, however, that the definition of how many high-order address bits make up the “unspoofable” part of an address would have to adapt to current addressing policies.

Similarly, Maelstrom may rely on IP address structure to combat Sybil attackers, that is, adversaries who create many IP addresses with the low-order address bits within their organizations, hoping to sway the balance of adversarial presence in the overlay. As described in Section 5.2, diversity enforcement may help. Again, the number of high-order bits that define equivalence classes among nodes for the purposes of diversity enforcement must match the deployment policies of the current IP protocol. For IPv4, enforcing diversity within a routing table among the 24 high-order bits appears sufficient.

6. Related Work

Security analysis of structured overlays and other peer-to-peer systems have recently appeared in the literature [12, 29, 32], recognizing routing-table poisoning as a serious threat. Castro et al. [7] proposed the first comprehensive solution to the problem in the context of Pastry [25]. Their proposal relied on a central certification authority issuing rate-limited ID certificates, on dual routing tables (one for optimized and one for secure routing), and on routing failure detectors. Singh et al. [28] extended this work to handle *eclipse* attacks in general overlays (structured and unstructured) by enforcing low in- and out-degree of vertices in the overlay graph via anonymous auditing. Low in- and out-degrees mean that malicious nodes cannot insert themselves to arbitrarily many good nodes’ routing tables. These two approaches make heavy use of an ID certification authority. Though perfectly reasonable for instance in enterprise environments enjoying wide trust, such powerful and complex globally trusted components are harder to justify in more open settings. Maelstrom is inspired by this trailblazing work, but seeks to relax the reliance on a powerful and complex central entity. Compared to an ID certification authority that verifies “real-world” credentials, issues rate-limited ID certificates, and monitors and distributes revocations, our timed randomness service is a simpler component that can be more easily proved correct, debugged, audited, and distributed.

Recent work by Awerbuch and Scheideler [3, 27] shares many of the intuitions behind Maelstrom and even proves some of them under certain assumptions. The authors’ designs use verifiable secret sharing to allow groups of nodes to generate random identifiers for newcomers, and to enforce limited identifier lifetimes. The approach though very complex and as yet unimplemented to our knowledge, is proved robust when adversarial nodes and good nodes are limited in their join and departure rates from the overlay. In contrast, Maelstrom enforces this rate limitation in the protocol itself and off-loads the task of random number generation to a shared service. Furthermore, it concentrates on extending implemented structured overlays, giving priority to retaining the optimizations that make these overlays practical. We have yet to formally prove the robustness of our techniques, but our simpler design has allowed us to implement them and evaluate them experimentally for some adversaries.

Our basic techniques have been used before in different contexts: rate-limited routing-table updates to ease load spikes under churn [23], increased unpredictability to thwart adversarial behavior that relies on predictability [16], and periodic resets to rejuvenate a degrading system [6, 8].

7. Conclusion

In this work, we have motivated, designed, and experimentally evaluated *induced churn*, a defense against routing-table poisoning in structured overlays. Induced churn combines periodic routing-table reset, unpredictable identifiers, and rate-limited updates to protect such overlays from adversaries who wish to inflate their presence in good nodes' routing tables beyond what their presence in the population as a whole would justify. We have demonstrated induced churn by implementing Maelstrom, an extension to a real distributed hash table in wide use today [23]. We show that induced churn can thwart adversaries who could otherwise intercept almost all lookups, even with a very limited presence. Yet, it retains many of the benefits of optimized structured overlays, making tunable the trade-off between resistance to poisoning and efficient routing.

In future work, we hope to understand better the strengths and limitations of induced churn in realistic adversarial environments through experimentation in real deployments, and through further analysis. Today, Bamboo forms the basis for a number of research and production projects deployed in the wild, including OpenDHT [24], a shared infrastructure for DHT-based applications. We hope to assist the maintainers of OpenDHT with the deployment of the Maelstrom extensions, so as to investigate how induced churn behaves, even when data migration is necessary.

Finally, we believe that the need for common sources of unpredictability is becoming increasingly important in loosely coupled distributed systems. We hope to study further designs proposed in the literature, or those proposed here, for a massively replicated or fully-distributed timed randomness service, hoping to provide a *randomness dial tone* that can help safeguard distributed systems in the ever more dangerous internetworks they occupy.

8. Acknowledgments

We would like to thank Sean Rhea for his invaluable help in extending Bamboo with the Maelstrom extensions, David Wagner for his thoughtful comments on earlier versions of this paper, our shepherd Dan Wallach, and the anonymous reviewers for their feedback. Tyson Condie and Joe Hellerstein are partially supported by NSF grants (contract numbers 0209108 and 0225660), and by a gift from Microsoft Corporation.

References

[1] D. Andersen, H. Balakrishnan, F. Kaashoek, and R. Morris. Resilient Overlay Networks. In *Proceedings of the Eighteenth ACM Symposium on Operating Systems Principles*

(*SOSP*), pages 131–145, Chateau Lake Louise, Banff, AB, Canada, Oct. 2001.

[2] A. Ansper, A. Buldas, M. Saarepera, and J. Willemsen. Improving the Availability of Time-Stamping Services. In *Proceedings of the 6th Australasian Conference on Information and Privacy (ACISP)*, pages 360–375, Sydney, Australia, July 2001.

[3] B. Awerbuch and C. Scheideler. Group Spreading: A protocol for provably secure distributed name service. In *Proceedings of the 31st International Colloquium on Automata, Languages, and Programming (ICALP)*, pages 183–195, Turku, Finland, July 2004.

[4] A. R. Bharambe, M. Agrawal, and S. Seshan. Mercury: Supporting Scalable Multi-Attribute Range Queries. In *Proceedings of the Conference on Applications, Technologies, Architectures, and Protocols for Computer Communications (SIGCOMM)*, pages 353–366, Portland, OR, USA, Sept. 2004.

[5] C. Cachin, K. Kursawe, and V. Shoup. Random Oracles in Constantinople: Practical Asynchronous Byzantine Agreement using Cryptography. In *Proceedings of the 19th ACM Symposium on Principles of Distributed Computing (PODC)*, pages 123–132, Portland, OR, USA, July 2000.

[6] G. Candea, S. Kawamoto, Y. Fujiki, G. Friedman, and A. Fox. Microreboot—A Technique for Cheap Recovery. In *Proceedings of the 6th Symposium on Operating Systems Design and Implementation (OSDI)*, pages 31–44, San Francisco, CA, USA, Dec. 2004.

[7] M. Castro, P. Druschel, A. Ganesh, A. Rowstron, and D. S. Wallach. Secure Routing for Structured Peer-to-Peer Overlay Networks. In *Proceedings of the 5th Usenix Symposium on Operating Systems Design and Implementation (OSDI)*, pages 299–314, Boston, MA, USA, Dec. 2002.

[8] M. Castro and B. Liskov. Proactive Recovery in a Byzantine-Fault-Tolerant System. In *Proceedings of the 4th Symposium on Operating Systems Design and Implementation (OSDI)*, pages 273–288, San Diego, CA, USA, Oct. 2000.

[9] T. Condie, V. Kacholia, S. Sankararaman, P. Maniatis, and J. M. Hellerstein. Maelstrom: Churn as shelter. Technical Report UCB/EECS-2005-11, EECS Department, University of California, Berkeley, CA, USA, November 10 2005.

[10] F. Dabek, M. F. Kaashoek, D. Karger, R. Morris, and I. Stoica. Wide-area cooperative storage with CFS. In *Proceedings of the Eighteenth ACM Symposium on Operating Systems Principles (SOSP)*, pages 202–215, Chateau Lake Louise, Banff, AB, Canada, Oct. 2001.

[11] D. Davis. Compliance Defects in Public-Key Cryptography. In *Proceedings of the 6th USENIX Security Symposium*, pages 171–178, San Jose, CA, USA, July 1996.

[12] J. Douceur. The Sybil Attack. In *Proceedings of the 1st International Workshop on Peer-to-Peer Systems (IPTPS)*, pages 251–260, Boston, MA, USA, Mar. 2002.

[13] M. J. Freedman, E. Freudenthal, and D. Mazières. Democratizing content publication with coral. In *Proceedings of the 1st Symposium on Networked Systems Design and Implementation (NSDI)*, pages 239–252, San Francisco, CA, USA, Mar. 2004.

- [14] K. Gummadi, R. Gummadi, S. Gribble, S. Ratnasamy, S. Shenker, and I. Stoica. The Impact of DHT Routing Geometry on Resilience and Proximity. In *Proceedings of the conference on Applications, technologies, architectures, and protocols for computer communications (SIGCOMM)*, pages 381–394, Karlsruhe, Germany, Aug. 2003.
- [15] K. P. Gummadi, S. Saroiu, and S. D. Gribble. King: estimating latency between arbitrary internet end hosts. In *Proceedings of the 2nd ACM SIGCOMM Workshop on Internet measurement (IMW)*, pages 5–18, Marseille, France, Nov. 2002.
- [16] G. S. Kc, A. D. Keromytis, and V. Prevelakis. Countering code-injection attacks with instruction-set randomization. In *Proceedings of the 10th ACM conference on Computer and communications security (CCS)*, pages 272–280, Washington D.C., USA, Oct. 2003.
- [17] A. LaMarca, Y. Chawathe, S. Consolvo, J. Hightower, I. Smith, J. Scott, T. Sohn, J. Howard, J. Hughes, F. Potter, J. Tabert, P. Powledge, G. Borriello, and B. Schilit. Place lab: Device positioning using radio beacons in the wild. In *Proceedings of the International Conference on Pervasive Computing*, pages 116–133, Munich, Germany, May 2005.
- [18] D. Liben-Nowell, H. Balakrishnan, and D. Karger. Observations on the Dynamic Evolution of Peer-to-Peer Networks. In *1st International Workshop on Peer-to-Peer Systems (IPTPS)*, pages 22–33, Cambridge, MA, USA, Mar. 2002.
- [19] B. T. Loo, R. Huebsch, J. M. Hellerstein, S. Shenker, and I. Stoica. Enhancing P2P File-Sharing with an Internet-Scale Query Processor. In *Proceedings of the 30th International Conference on Very Large Data Bases (VLDB)*, pages 432–443, Toronto, ON, Canada, Aug. 2004.
- [20] P. Maniatis and M. Baker. Secure History Preservation Through Timeline Entanglement. In *Proceedings of the 11th USENIX Security Symposium*, pages 297–312, San Francisco, CA, USA, Aug. 2002.
- [21] T. P. Pedersen. Non-Interactive and Information-Theoretic Secure Verifiable Secret Sharing. In J. Feigenbaum, editor, *Advances on Cryptology (CRYPTO)*, volume 576 of *Lecture Notes in Computer Science*, pages 129–140, Aug. 1991.
- [22] S. Rhea, Byung-Gon Chun, J. Kubiatowicz, and S. Shenker. Fixing the Embarrassing Slowness of OpenDHT on Planet-Lab. In *Proceedings of the 2nd Workshop on Real, Large Distributed Systems (WORLDS)*, San Francisco, CA, USA, Dec. 2005.
- [23] S. Rhea, D. Geels, T. Roscoe, and J. Kubiatowicz. Handling Churn in a DHT. In *Proceedings of the Usenix Annual Technical Conference*, pages 127–140, Boston, MA, USA, June 2004.
- [24] S. Rhea, B. Godfrey, B. Karp, J. Kubiatowicz, S. Ratnasamy, S. Shenker, I. Stoica, and H. Yu. OpenDHT: A Public DHT Service and Its Uses. In *Proceedings of the conference on Applications, technologies, architectures, and protocols for computer communications (SIGCOMM)*, pages 73–84, Philadelphia, PA, USA, Aug. 2005.
- [25] A. Rowstron and P. Druschel. Pastry: Scalable, distributed object location and routing for large-scale peer-to-peer systems. In *IFIP/ACM International Conference on Distributed Systems Platforms (Middleware)*, pages 329–350, Heidelberg, Germany, Nov. 2001.
- [26] A. Rowstron and P. Druschel. Storage management and caching in PAST, a large-scale, persistent peer-to-peer storage utility. In *Proceedings of the Eighteenth ACM Symposium on Operating Systems Principles (SOSP)*, pages 188–201, Chateau Lake Louise, Banff, AB, Canada, Oct. 2001.
- [27] C. Scheideler. How to spread adversarial nodes? Rotate! In *Proceedings of the thirty-seventh annual ACM symposium on Theory of computing (STOC)*, pages 704–713, Baltimore, MD, USA, May 2005.
- [28] A. Singh, M. Castro, P. Druschel, and A. Rowstron. Defending against Eclipse attacks on overlay networks. In *Proceedings of the 11th ACM SIGOPS European Workshop*, pages 115–120, Leuven, Belgium, Sept. 2004.
- [29] E. Sit and R. Morris. Security Considerations for Peer-to-Peer Distributed Hash Tables. In *Proceedings of the First International Peer To Peer Systems Workshop (IPTPS)*, pages 261–269, Cambridge, MA, USA, Mar. 2002.
- [30] I. Stoica, R. Morris, D. Liben-Nowell, D. R. Karger, M. F. Kaashoek, F. Dabek, and H. Balakrishnan. Chord: a scalable peer-to-peer lookup protocol for internet applications. *IEEE/ACM Transactions on Networks*, 11(1):17–32, 2003.
- [31] J. Stribling, I. G. Councill, J. Li, M. F. Kaashoek, D. R. Karger, R. Morris, and S. Shenker. OverCite: A Cooperative Digital Research Library. In *Proceedings of the 4th International Workshop on Peer-to-Peer Systems (IPTPS)*, pages 69–79, Ithaca, NY, USA, Feb. 2005.
- [32] D. Wallach. A Survey of Peer-to-Peer Security Issues. In *International Symposium on Software Security*, Tokyo, Japan, Nov. 2002.